



Benjamin Moore®

Community

PAINT PALETTE

Cantamar

25% discount on
Element Guard®, Regal® Select, and Ultra Spec®

Discount available only at Creative Paint,
1120 Davis St, San Leandro

Exterior colors adopted 2022 &
converted from Kelly-Moore to
Benjamin Moore 2024.

CANTAMAR – EXTERIOR PAINT GUIDELINES

Exterior color schemes for homes in CANTAMAR shall maintain the visual character and harmony of the neighborhood. Before painting is begun, an Architectural Application for repainting must be filed by the homeowner with the Community of Harbor Bay Isle (CHBI). Applications are reviewed by the CANTAMAR Project Architectural Committee (Project PAC), and must be approved by the CHBI Committee prior to start of any work.

CANTAMAR's exterior paint palette is based on Benjamin Moore stock brand paints. The selected color scheme must be different from immediately adjacent properties. Substitution of colors within an individual scheme is not allowed. The original developer paint color schemes have been discontinued and may no longer be used.

All of the available color schemes are included in the CANTAMAR Paint Book including color samples. CANTAMAR requires that homeowners select from the approved color palettes. Homeowners may choose from any of these approved color schemes, except as noted. Color Paint Books are on file with CHBI and may be viewed at the CHBI office during regular business hours. The color palettes are based upon a single manufacturer's available paint selections. Homeowners may purchase from this manufacturer or may have the approved colors matched by another paint manufacturer. All color matching must exactly match the approved paint colors.

The color schemes are specific to main house body, siding, trim, fascias and accents, and may only be used where indicated in the palette.

Garage doors may be painted the house body color, the trim color or the accent color indicated within a given color palette only. The garage must be painted one (1) color only.

All vents, gutters, downspouts, diverters, meter boxes and utility devices, doors or enclosures shall be painted to match the color to which they are attached or adjacent. These items must be painted with house paint even if they come pre-finished from the manufacturer.

All exposed metal flashing must be painted with the same paint color as the trim and fascia, or main house body color. These items must be painted with house paint even if they come pre-finished from the manufacturer.

All exposed metal flues, roof jacks, skylight frames, vent pipes and other similar items shall be painted to match the color of the roof.

Front entry doors may be painted as indicated in the color palette within the selected CANTAMAR color scheme. Any color scheme must be applied in accordance with the above guidelines and the CHBI "Rules and Standards."

No changes are permitted after the color scheme has been approved unless such changes are resubmitted and approved.

Paint Gloss Categories

	Flat (<3% sheen)	Low Sheen (5-10% sheen)	Eggshell (10-15% sheen)	Satin (30-35% sheen)
House Body	✓			
Siding	✓			
Trim		✓	✓	✓
Accent		✓		✓


SUGGESTIONS FOR PAINT PREPARATION AND REPAINTING THE EXTERIOR OF YOUR HOME

1. Power-wash house exterior to remove loose paint and dirt;
2. Caulk and prepare exterior, remove all chipped paint, and reset popped nails, sand the siding and trim if necessary to create a smooth painting surface;
3. The primer paint should be oil-based. Ask your painter for advice.
4. Pipes, sheet metal vents and other miscellaneous metal elements on the roof shall be painted with a rust-retardant undercoat with a final paint coat in a color to match the roof color.
5. Owners are required to paint the raw metal of the security alarm boxes (leaving only the decal area unpainted) to match the surface to which it is attached.


Siding:
Chelsea Gray HC-168



Trim:
White Blush OC-86



Accent 1:
Ruby Dusk 1267




Accent 2:
Mohegan Sage 2138-30



Accent 3:
Charcoal Slate HC-178



Siding:
Senora Gray 1530




Trim:
Pale Almond 951



Accent 1:
Kendall Charcoal HC-166



Accent 2:
El Cajon Clay 1260




Accent 3:
Light Khaki 2148-40



Siding:
Delray Gray 1614



Trim:
Gardenia AF-10



Accent 1:
Millstone Gray 1581




Accent 2:
Charcoal Slate HC-178




Accent 3:
Ruby Dusk 1267



Siding:
Dellwood Sand 1019



Trim:
Gardenia AF-10




Accent 1:
Charcoal Slate HC-178




Accent 2:
Mohegan Sage 2138-30



Accent 3:
Ruby Dusk 1267



Siding:
White Blush OC-86




Trim:
Sharkskin 2139-30



Accent 1:
Herb Bouquet 460



Accent 2:
El Cajon Clay 1260




Accent 3:
Baked Pretzel 1126



Siding:
Storm Cloud Gray 2140-40




Trim:
White Blush OC-86



Accent 1:
Mohegan Sage 2138-30



Accent 2:
Ruby Dusk 1267




Accent 3:
Light Khaki 2148-40



Siding:
Tyler Taupe HC-43



Trim:
White Blush OC-86



Accent 1:
Weathered Oak 1050



Accent 2:
Baked Pretzel 1126




Accent 3:
Ruby Dusk 1267



Siding:
Light Khaki 2148-40



Trim:
White Blush OC-86



Accent 1:
Raccoon Hollow 978



Accent 2:
Herb Bouquet 460




Siding:
Great Plains Gold 1077



Trim:
Pale Almond 951



Accent 1:
El Cajon Clay 1260



Accent 2:
Baked Pretzel 1126




Accent 3:
Millstone Gray 1581



Siding:
Jackson Tan HC-46



Trim:
Gardenia AF-10



Accent 1:
Baked Pretzel 1126



Accent 2:
Charcoal Slate HC-178



Accent 3:
Light Khaki 2148-40

