



Sandpiper Cove
Homeowners' Association, Inc.
3195 Mecartney Road
Alameda, California 94502
(510) 865-3363


February 5, 2003

On January 29, 2003, the Sandpiper Cove of Directors approved the Mailsolutions "Pinnacle" mailbox, in black and standard size only, for their owners wishing to purchase/install a locking mailbox.

The Pinnacle Mailbox™

*"When you buy a Pinnacle Mailbox, you are
buying quality for life."*

Mail theft is a growing problem throughout the United States. One of the most effective ways to prevent mail theft, is to use a locking mailbox. There are a number of locking mailboxes in the market today, but no other locking mailbox has been designed to meet the security needs of both the homeowner and mail carriers better than The Pinnacle Mailbox™.



- Standard Size Dimensions:
 - Pinnacle
10.75" W x 11"H x 23" D
 - Pinnacle Plus
11"W x 11"H x 23" D

USPS APPROVED

Homeowners

When it comes to appearance, the Pinnacle has no equal. Our Pinnacle Plus models are made from aluminum plate 3/16" thick, making them *dent proof* and *baseball bat resistant*. This is 3 times thicker than most other locking mailboxes.

Three reasons that make The Pinnacle Mailbox the "best" locking mailbox are *Security, Durability, and Affordability*.

Features

Security

- Security flap keeps incoming mail secure, and you keep the keys.
- Large enough to hold several days of mail without overfilling.

Durability

- All reinforced aluminum construction makes the Pinnacle **100% Rust Free**.
- Environmentally safe powder coat finish protects color for years.

Secure Online Ordering or



Call:

Toll Free @1-877-YOU-GUARD (968-4827)

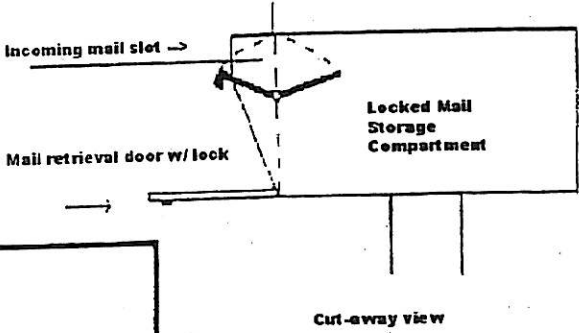
Business Hours: M-F 8:00 AM-4:30 PM PST

Website: www.lockingmailbox.com

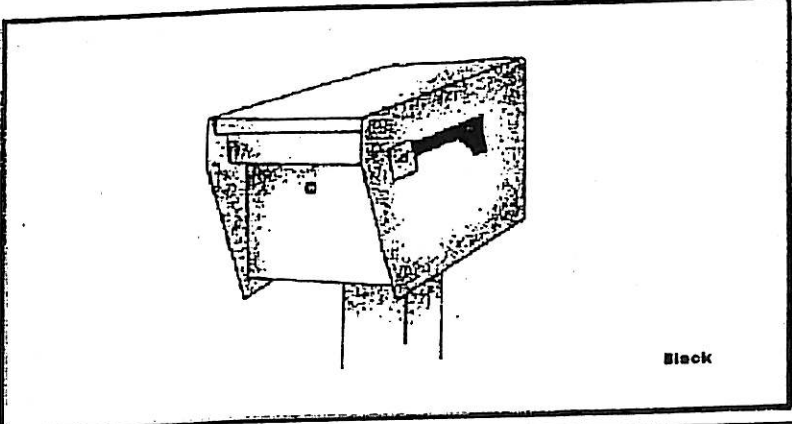
SECTION 7 – APPROVED LOCKING MAILBOXES

Pinnacle and Pinnacle Plus

The Pinnacle



Incoming mail slot →
Mail retrieval door w/ lock →
Locked Mail Storage Compartment
Cut-away view



Black

Locking Mailbox Specifications

Mailbox: (1) Pinnacle (standard) or (2) Pinnacle Plus

Size: Both are approx. 11" H x 10¼" W x 22" D

Slot size: Slot opens to about 2" high; works like a book drop.

Material: Rolled aluminum thickness = (1) is 3/32" and (2) is 3/16"

Color: Black

Finish: Powder coat

Outgoing: Yes, use clip inside the mail slot/chute.

Features

Large drop chute will accept most medications, catalogs, videos, box of checks and more.

Solid construction for years of use. (See sample of the Pinnacle mailbox at the Association office.)

Only you have keys to your locking mailbox. Mail carrier uses slot/chute. Each box comes with 3 keys. You may make duplicate keys if you need more. If you lose all of your keys, you may purchase another locking mechanism plus 3 keys for approximately \$5.00.

There is a clip inside the slot/drop chute where you may clip your outgoing mail. The outgoing mail will not be visible but it will not be secure since anyone can open this slot. Only the incoming mail is secure. The Security officers and staff recommend that you take outgoing mail to the Post Office.

Search for vendor with best price. The manufacturer is:
Davis Tools, www.lockingmailbox.com tel 877-968-4827.

The Pinnacle